

PANTHER MAIL

PantherMail works best with **Internet Explorer**. For Macintosh users, the Firefox browser is recommended. Many of the PantherMail features will not work in Safari and Google Chrome.

LOGGING INTO PANTHERMAIL USING INTERNET EXPLORER

THE SIGN IN PAGE

Go to <https://www.student.gsu.edu>

Click on **Launch PantherMail**

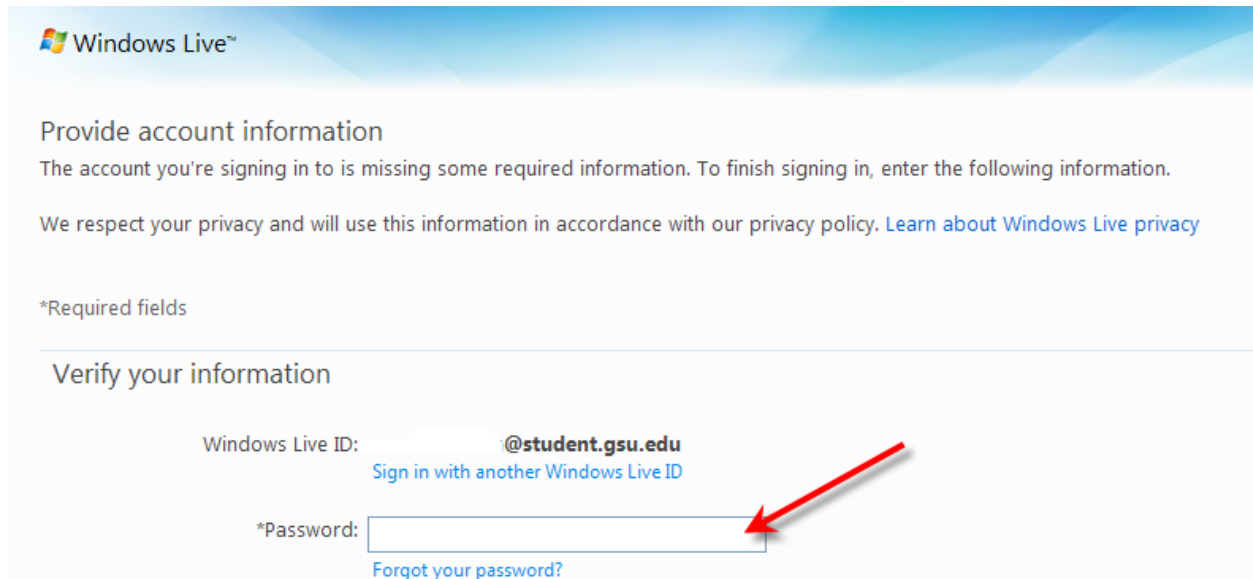
Click **Sign In** (Located at the top right of the page)

The screenshot shows the Windows Live sign-in page. At the top right, there is a "Sign in" link next to a user icon, with a red arrow pointing to it. Below the navigation bar, there is a "Sign up" button and a "Sign in" link, with a red arrow pointing to the "Sign in" link. The page also features a central banner with a Windows Live logo and a "New to Windows Live?" section. Below the banner, there are several service links: "Mail - Faster, easier, and more reliable than ever before. Go to Hotmail", "SkyDrive - Free, password-protected online storage. Go to SkyDrive", "People - Add people to your network and stay in touch more easily. Go to people", "Messenger - Stay in touch, instantly—simply chat, or share photos, play games, and more. Get Messenger", "Photos - Share your favorite shots with friends, and comment on their photos, too. Go to photos", and "On your PC or mobile device - More for your PC or mobile device - Get free programs for your PC. Use Windows Live on your mobile device, too. Free downloads | More about mobile".

ACCOUNT INFORMATION

The first time you login to Windows Live, a **Provide account information** screen will appear. You will need to re-enter your original Password which is your student panther #. **It's strongly recommended that you follow the instructions provided here to**

ensure you are able to easily reset your password and access your PantherMail account in the future.



Windows Live™

Provide account information

The account you're signing in to is missing some required information. To finish signing in, enter the following information.

We respect your privacy and will use this information in accordance with our privacy policy. [Learn about Windows Live privacy](#)

*Required fields

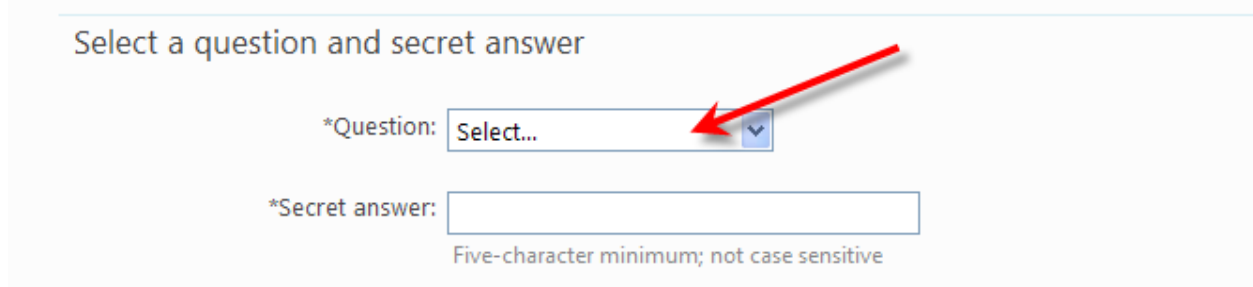
Verify your information

Windows Live ID:
[Sign in with another Windows Live ID](#)


*Password:
[Forgot your password?](#)

A red arrow points to the password input field.

In the **Select a question and secret answer** is very important if you ever need to reset your password. Select one of the questions and provide a secret answer that is easy for you to remember, but hard for others to guess. You will need to re-type it exactly the same in the future, so make sure it is an answer that you feel you can re-type the same way many months from now. To select a question, click on the arrow located in the drop down box.



Select a question and secret answer

*Question: 

*Secret answer:
Five-character minimum; not case sensitive

A red arrow points to the dropdown arrow in the question field.

If you already have another e-mail address you regularly use, you may enter it in **Add an alternate e-mail address**. This is another way you can reset your password - by having the reset sent to this alternate e-mail address. You need to type the address in both boxes.

Add an alternate e-mail address

Alternate e-mail address:


Retype alternate e-mail address:

Review and accept the Microsoft Windows Live service agreement and Privacy Statement by clicking **I accept**.

CHANGE YOUR PASSWORD

Go to <http://login.live.com>, and click **Sign in**. Sign in with your student email address and PantherCard #.

In the **Account Summary** (click your name at the top right corner of the page and select view your account) page, change your password by selecting one of the following two options: Under **Password reset information**, on the **Password** line, click **Change**.

Linked IDs	Country/region: United States Birth date: 1976 Registered information	<ul style="list-style-type: none">• How can I add an alternate e-mail address or change the alternate e-mail address associated with my registered information?• How can I create my mobile credentials?• How can I view and edit my registered information?• How can I set up a question and secret answer? View more questions
Related places		
Profile details	Password reset information	
Windows Live options	Password: ***** Change 	
	Question: Grandfather's occupation Change Alternate e-mail address: oerwin@gsu.edu Change Mobile number and PIN: Not specified Add	

FOR ADDITIONAL HELP WITH PANTHERMAIL

FAQ: <http://technet.microsoft.com/en-us/exchangelabshelp/bb896612.aspx>

Help: <http://technet.microsoft.com/en-us/exchangelabshelp/>