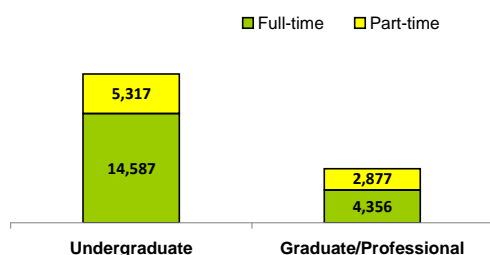


Located in the Southeast's governmental, financial, retail, health and legal center — downtown Atlanta — Georgia State is a place where teaching, research and service are woven together to create a meaningful learning experience.

## Student Characteristics (Fall 2007) [More](#)

**TOTAL NUMBER OF STUDENTS** 27,137

### Student Level and Enrollment Status



## Undergraduate Success and Progress Rate

Data used to build graph and table are not yet available

## UNDERGRADUATE PROFILE

**Total** 19,904

### Gender

Women	12,081	61%
Men	7,823	39%

### Race/Ethnicity

African American / Black	5,792	29%
American Indian / Alaskan Native	52	0%
Asian / Pacific Islander	2,083	10%
Hispanic	881	4%
International	556	3%
White	6,832	34%
Race/Ethnicity Unknown	3,708	19%


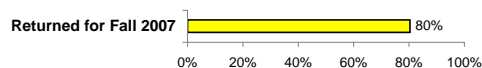
### Geographic Distribution (Degree-Seeking)

GEORGIA	85%
Other US States & Territories	5%
Other Countries	10%

### Age (Degree-Seeking)

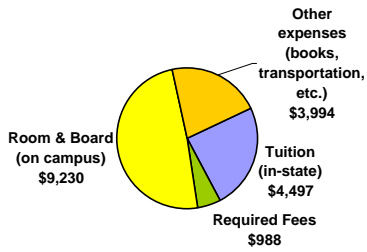
Average Age	24
Percent of Undergraduates Age 25 or Older	26%

### Retention of Fall 2006 First-Time, Full-time Students



*One of the strengths of U.S. higher education is the broad range of diverse institutions, each with its own distinctive mission. We encourage you to check out college web sites and visit campuses to get a more complete picture of the opportunities available to you!*

Typical Undergraduate Costs per Year Without Financial Aid For Full-Time, In-State Students (2007-2008)



Total: \$18,709

[CLICK HERE](#) for typical out-of-state costs and any discipline-specific tuition

The cost to attend varies based on the individual circumstances of students and may be reduced through grants and scholarships.

[CLICK HERE](#)  
To get a cost estimate for students like you!

Financial Aid Awarded to Undergraduates (Fall 2007)

Overall Financial Aid

- 52% of Fall 2007 full-time undergraduates received financial aid of some type including need-based loans, work study, and non need-based scholarships.

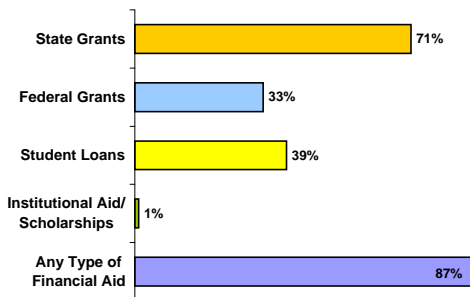
Annual Need-Based Scholarships & Grants

- 30% of Fall 2007 full-time undergraduates received need-based grants or scholarships; the average award for the year was \$3,327.

Annual Need-Based Loans

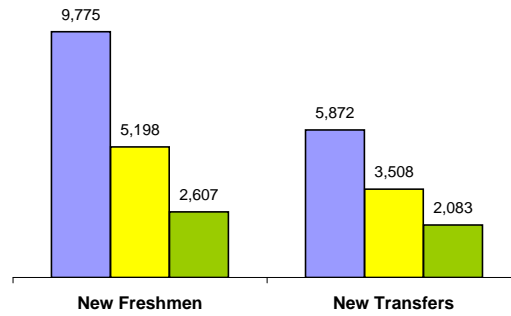
- 17% of Fall 2007 full-time undergraduates received need-based work-study and/or loans (not including parent loans); the average loan for the year was \$3,724.

Percent of Fall 2007 First-Time Students Receiving Each Type of Financial Aid



NOTE: Student may receive aid from more than one source.

Applied Admitted Enrolled



Academic Preparation of New Freshman

Test(s) Required for Admission: SAT OR ACT

Middle 50% of Test Score Range	ACT	SAT
Composite	21-25	
Math	19-25	490-590
English	20-25	
Critical Reading		490-590

50% of admitted students have test scores within the ranges listed, 25% have scores above, and 25% have scores below.

Percent in top 25% of High School Graduating Class: n/a

Percent in top 50% of High School Graduating Class: n/a

Average High School GPA (4-point scale) 3.30

Degrees and Areas of Study

Degrees Awarded at GSU in 2006-07

Bachelor's	3,793
Master's	1,661
Doctoral	170
Professional (e.g., Law, Medicine)	208
<b>Total</b>	<b>5,832</b>

Areas of Study with the Largest Number of Undergraduate Degrees Awarded in

Business/Marketing	32%
Social Sciences	14%
Psychology	8%
Visual and Performing Arts	6%
Biological/Life Sciences	6%
All other degree areas	34%
<b>Total</b>	<b>100%</b>

[CLICK HERE](#) for a list of undergraduate and graduate programs

**The Panthers Community**

Georgia State University, founded in 1913, has a mission of excellence in teaching, research and service. Located in the heart of downtown Atlanta, this major research university has an enrollment of more than 27,000 undergraduate and graduate students in six colleges. Georgia State is the second largest university in the state, with students coming from every county in Georgia, every state in the nation and from over 145 countries.



**Study at GSU** [More](#)

**Classroom Environment**

Students per Faculty	17 to 1
Undergraduate classes with fewer than 30 students	58%
Undergraduate classes with fewer than 50 students	88%

**Full-Time Instructional Faculty**

Total Faculty	1,086
% Women	45%
% from Minority Groups	21%
% with Highest Degree in Field	84%

**Carnegie Classification of Institutional Characteristics**

**Basic Type**

Research Universities (high research activity)

**Size and Setting**

Large four-year, primarily nonresidential

**Enrollment Profile**

Majority undergraduate

**Undergraduate Profile**

Medium full-time four-year, selective, higher transfer-in

**Undergraduate Instructional Program**

Arts & sciences plus professions, high graduate coexistence

**Graduate Instructional Program**

Comprehensive doctoral (no medical/veterinary)

NOTE: Institutional classifications based on the Carnegie 2005 edition.

[CLICK HERE](#) for more information on Carnegie Classifications.

**Student Housing** [More](#)

46% of new freshmen live on campus  
6% of all undergraduates live on campus

**Campus Safety** [More](#)


Georgia State's proactive approach to crime prevention has minimized criminal activity on campus while promoting a sense of security. All incoming students receive safety information during orientation and are eligible for free safety awareness training from the GSU Police Department.

[CLICK HERE](#) for Campus Crime Statistics report.

**Future Plans of Bachelor's Degree Recipients**

Data used to build graph are not yet available

[CLICK HERE](#) for information on survey administration, sample, and response rate.



**Student Experiences and Perceptions**

Students who are actively involved in their own learning and development are more likely to be successful in college. Colleges and universities offer students a wide variety of opportunities both inside and outside the classroom to become engaged with new ideas, people, and experiences. Institutions measure the effectiveness of these opportunities in a variety of ways to better understand what types of activities and programs students find the most helpful.

[CLICK HERE](#) for examples of how GSU evaluates the experiences of its students.

In addition, institutions participating in the VSA program measure student involvement on campus using one of four national surveys. Results from the one survey are reported for a common set of questions selected as part of VSA. Following are the selected results from the 2007-2008 National Survey of Student Engagement (NSSE). The questions have been grouped together in categories that are known to contribute to student learning and development. The results reported below are based on the responses of seniors who participated in the survey.

[CLICK HERE](#) for information on survey administration, the survey sample, and the response rate.

[CLICK HERE](#) for information on the NSSE survey.

**Group Learning Experiences**

- 91% percent of seniors worked with classmates on assignments outside of class.
- 45% of seniors tutored or taught other students
- 13% of seniors spent at least 6 hours per week participating in co-curricular activities such as student organizations and intramural sports

**Active Learning Experiences**

- 75% of seniors spent at least 6 hours per week preparing for class
- 13% of seniors worked on a research project with a faculty member
- 37% of seniors participated in an internship, practicum, or field experience
- 47% of seniors participated in community service or volunteer work
- 10% of seniors participated in study abroad
- 93% of seniors made at least one class presentation last year

**Institutional Commitment to Student Learning and Success**

- 92% of seniors believe this institution provides support for student success
- 55% of seniors rated the quality of academic advising at this institution as good or excellent
- 51% of seniors reported that this institution provided help in coping with work, family and other non-academic responsibilities
- 93% of seniors reported working harder than they thought they could to meet an instructor's standards or expectations

**Student Satisfaction**

- 76% of seniors would attend this institution if they started over again
- 81% of seniors rated their entire educational experience as good or excellent
- 70% of seniors reported that other students were friendly or supportive

**Student Interaction with Campus Faculty and Staff**

- 39% of seniors believed that the campus staff were helpful, considerate, or flexible
- 70% of seniors believed that faculty are available, helpful, or sympathetic
- 93% of seniors reported that faculty members provided prompt feedback on their academic performance
- 67% of seniors discussed readings or ideas with faculty members outside of class

**Experiences with Diverse Groups of People and Ideas**

- 68% of seniors reported that they often tried to understand someone else's point of view
- 87% of seniors reported their experience at this institution contributed to their understanding people of other racial and ethnic backgrounds
- 64% of seniors often had serious conversations with students of a different race or ethnicity

## Student Learning Outcomes

All colleges and universities use multiple approaches to measure student learning. Many of these are specific to particular disciplines, many are coordinated with accrediting agencies, and many are based on outcomes after students have graduated. In addition, those institutions participating in the VSA measure increases in critical thinking, analytic reasoning, and written communication using one of three tests.

### Student Learning Assessment at GSU

Georgia State University is a major research university which embraces an emphasis on student learning and assessment from the time students enter the university through graduation. For at least the past 7 years, conversations about the depth and breadth of general education knowledge and skills that define the GSU graduate have been on-going. Systematic assessment of our general education student learning outcomes have become part of the culture for each academic department. Specifically, GSU's faculty driven Critical Thinking through Writing initiative involves every undergraduate degree program across the university. More information can be found at <http://www.gsu.edu/ctw>. In addition, Georgia State University also participates in academic program review, professional accreditations, licensure pass rates, and other programmatic measures of assessment.

[CLICK HERE](#) for examples of student learning assessment and outcomes at GSU

### Pilot Project to Measure Core Learning Outcomes

Results from the pilot project using one of the three learning outcomes tests are not yet available.